

PLEASE BE ADVISED THAT THIS SET OF PLANS HAS BEEN PREPARED FOR BUILDING CODE AND PLAN REVIEW ONLY. THIS SET OF PLANS SHOULD BE CONSIDERED PRELIMINARY AND NOT FOR ANY BIDDING, FINAL ESTIMATE OR CONSTRUCTION. THIS SET OF PLANS SHALL NOT BE DEEMED FINAL UNTIL ALL APPROVALS HAVE BEEN OBTAINED FROM ALL CODE AUTHORITIES HAVING JURISDICTION. ANY BID SUBMITTED, BASED ON THIS SET OF PRELIMINARY PLANS, IS SUBJECT TO CHANGE AND IS INCOMPLETE.

LJA JOB #	18032
PROJ. DATE:	3-26-2018
FILE NAME:	18032_C1.0
DWG. SCALE:	1" = 20' @ 24" X 36"
CHECKED BY:	TMT
DRAWN BY:	DMM





SHEET DESCRIPTION

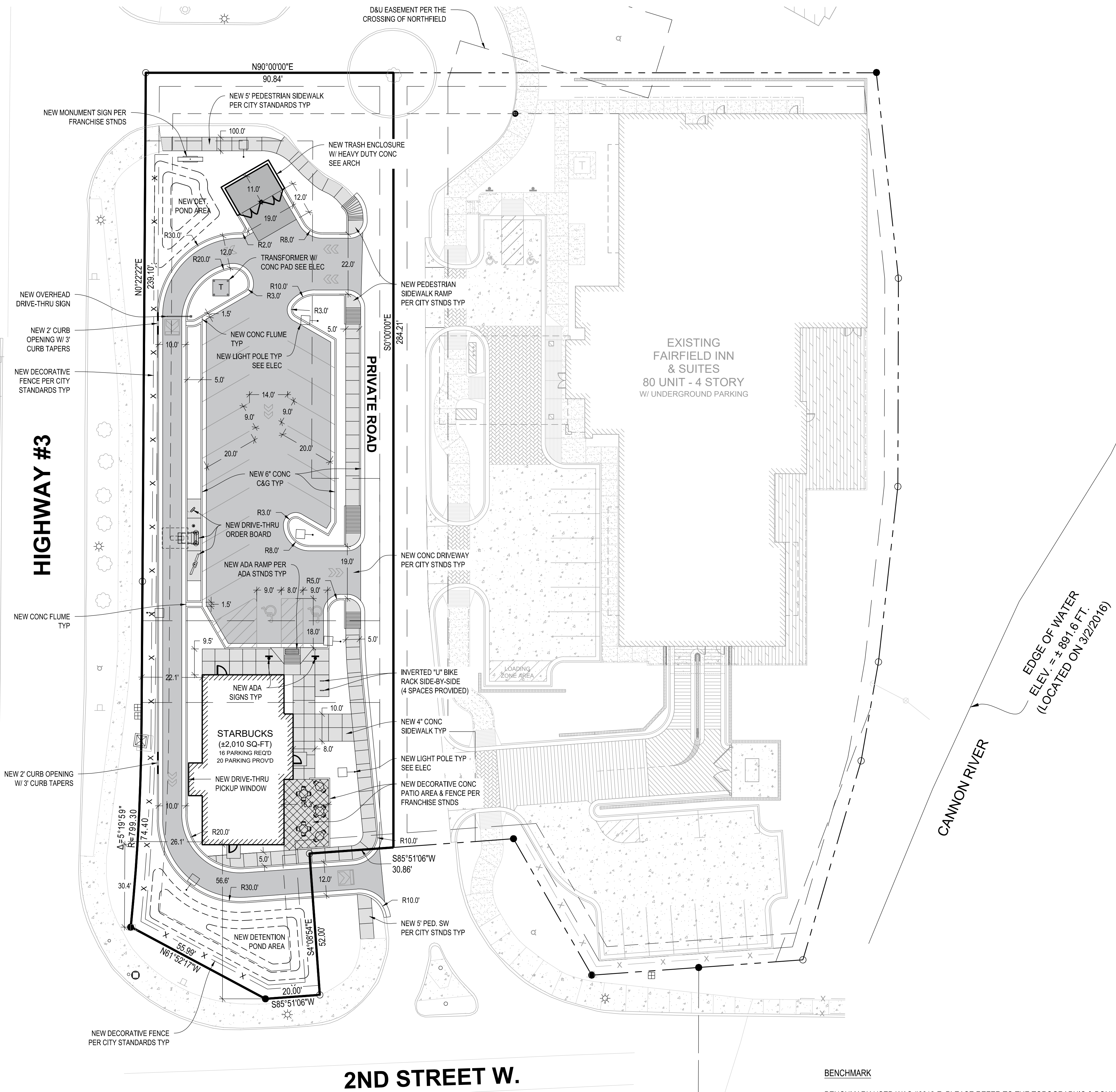
**SITE PLAN**

**C300**

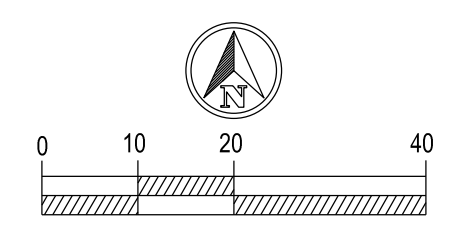
**SITE PLAN NOTES:**

- CONTRACTOR TO VERIFY ALL UTILITY LOCATIONS PRIOR TO CONSTRUCTION.
- CONTRACTOR TO VERIFY ALL DIMENSIONS & ELEVATIONS PRIOR TO CONSTRUCTION.
- ACCESSIBLE RAMPS & DRIVEWAYS SHALL BE INSTALLED PER MINNESOTA ACCESSIBILITY STANDARDS/REGULATIONS.
- CONTRACTOR SHALL PROVIDE BOND BREAKER BETWEEN NEW SIDEWALK, NEW CONCRETE PAVEMENT & BUILDING, & AT ALL CONSTRUCTION JOINTS.
- CONCRETE SIDEWALK & CONCRETE PAVEMENT SHALL BE SAW CUT AT APPROXIMATE SQUARES.
- CONTRACTOR SHALL COORDINATE STOOP CONSTRUCTION WITH SURFACE CONCRETE.
- CONTRACTOR SHALL PROVIDE A 3' (THREE FOOT) TAPER IN CURB WHERE CURBING TERMINATES.
- ALL ANGLES ARE 90° UNLESS OTHERWISE NOTED.
- ALL RADII ARE 5' UNLESS OTHERWISE NOTED.
- DIMENSIONS FOR BUILDING TIE ARE TO FACE OF BUILDING.
- ALL DIMENSIONS ARE MEASURED FROM FACE OF CURB TO FACE OF CURB UNLESS OTHERWISE NOTED.
- ALL DIMENSIONS ARE HORIZONTAL DIMENSIONS.
- SEE ARCHITECTURAL PLANS FOR EXACT BUILDING DIMENSIONS.
- MONUMENT SIGN DESIGN SHALL BE BY OWNER.
- ALL STANDARD PARKING STALL PAVEMENT SHALL BE PER CITY OF NORTHFIELD STANDARDS.
- ALL SIDEWALK AND DRIVEWAY PAVEMENT WITHIN R.O.W. SHALL BE PER CITY OF NORTHFIELD STANDARDS.
- ALL SPECIFIED AND SHOWN PAVEMENTS SHALL BE IN DIRECT COMPLIANCE WITH THE CURRENT DESIGN STANDARDS AND APPLICATIONS SET FORTH BY THE CONTROLLING STATE AGENCY AND/OR MUNICIPALITY.

-  HEAVY USE CONCRETE  
(7" PCC - #4 @ 18" OC - 4000 PSI)
-  STANDARD USE CONCRETE  
(6" PCC - #3 @ 18" OC - 4000 PSI)
-  STANDARD CONCRETE SIDEWALK  
(4" PCC - #3 @ 24" OC TRAVERSE & 18" OC LONG.)
-  STANDARD USE DECORATIVE CONCRETE  
(PER FRANCHISE STANDARDS)



**GOPHER STATE**  
**ONE CALL**  
 CALL BEFORE YOU DIG  
 GREATER MINNESOTA  
 1-800-252-1166 or 811



**BENCHMARK**  
 BENCHMARK USED WAS #6612-Z. PLEASE REFER TO THE TOPOGRAPHIC & BOUNDARY SURVEY COMPLETED BY BOLTON & MENK, INC. FOR MORE INFORMATION.

3/23/2018 12:35:24 PM F:\Projects\18032\Civil\18032 - Project\Drawings\Sheets\18032\_C1.0.dwg